



Maples

The Japanese weeping maple plant is a great garden plant for areas with the right soil and the right climate.





The right soil is any good quality garden soil that has an acidic pH. That means that the pH should be around 5-6. If the pH is above 7, as it is many areas around the region, weeping Maples will really hate the soil, burn around the leaf margins and yellow between the veins.






The right climate means an area with four distinct seasons and a nice cold winter. The cooler the winter and the milder the spring the better the spring display of foliage colour. Try and position weeping grafted maples out of the hot winds and the worst of the western sun for best results.

To grow these plants well you really do not need to prune other than to shape as their habit will be naturally weeping and fairly compact. They are grafted plants have been grafted on to a seedling Japanese maple rootstock. This means that when you buy a plant you buy one that has been grafted on to the height rootstock that you want for your garden. They will not grow very much taller than they are when you first buy them. They will spread and layer up growth slightly over the years but most of the height you get with weeping maples is attained by the rootstock. There are of course exceptions to this so please read the label carefully as some very delicate looking maples can grow very large! Young plants will benefit from the addition of a complete fertiliser and some extra water in the early years. Very few pests or diseases bother Maples if they are in the right soil and the right climate. Occasionally scale insects may make a home on Maples and you will know if they do because the black sooty mould will appear on the stems and leaves. Pest oil spray will fairly easily control most scale.



How about the cost? They are very expensive because they are slow growing. The prices charged by the nursery are reflective of the time taken to produce a decent specimen. Because they will last a lifetime and to my mind are a "special" feature plant the money spent on purchase is well worth it.

| Name | Image | size |
|---------------------------|---|------|
| Acer 'Dissectum Filigree' |  A photograph of a potted Acer 'Dissectum Filigree' plant. The plant has a dense, rounded canopy of finely dissected, light green leaves. It is growing in a black plastic nursery pot on a concrete path. | 2m |
| Acer 'Butterfly' |  A photograph of a potted Acer 'Butterfly' plant. The plant has a more upright, columnar growth habit with finely dissected, light green leaves. It is growing in a black plastic nursery pot on a concrete path. | 2m |
| Acer 'Bloodgood' |  A photograph of a potted Acer 'Bloodgood' plant. The plant has a dense, rounded canopy of dark red, palmately 5-lobed leaves. It is growing in a black plastic nursery pot on a concrete path. | 2m |
| Acer 'Coonara Pygmy' |  A photograph of a potted Acer 'Coonara Pygmy' plant. The plant has a dense, rounded canopy of bright yellow-green, palmately 5-lobed leaves. It is growing in a black plastic nursery pot on a concrete path. | 3m |

| | | |
|--------------------------------|---|--------|
| Acer 'Shaina' |  | 3m |
| Acer 'Esk Sunset' |   | To 12m |
| Acer 'Dissectum Verde' |  | 2m |
| Acer 'Dissectum Atropurpureum' |  | 2m |

Acer negundo Kelly's
Gold'



6m

Acer negundo 'Flamingo'



6 m

Acer negundo



10m